

# Inclusive Parallel Bars

FSW245



The Inclusive Parallel Bars are designed with accessibility in mind, featuring a standard set and a wider set of bars to accommodate wheelchair users, thanks to the overhanging design that provides ample space. These bars offer a range of exercise possibilities, suitable for both rehabilitation and athletic training, making this item an excellent addition to any

fitness facility looking to enhance inclusivity.

Item no. FSW24500-0902	
General Product Information	
Dimensions LxWxH	197x178x99 cm
Age group	13+
Play capacity (users)	2
Colour options	




See KOMPAN Fit app for more



# Inclusive Parallel Bars

FSW245



The Steel posts are made of Ø101,6x2,0mm pre-galvanized steel tube. The posts are powder coated, corrosion class C3 according to ISO12944-2.



The inclusive parallel bar is wheelchair accessible and all individuals with a minimum height of 140 cm must be able to use the product without compromising their normal posture.



Bars intended as grips during exercises are made of hot-dip galvanised steel ø38mm. A great diameter to support the wrist when doing dips or handstands.


Item no. FSW24500-0902

## Installation Information


Max. fall height	99 cm
Safety surfacing area	13.0 m²
Total installation time	3.3
Excavation volume	0.38 m³
Concrete volume	0.21 m³
Footing depth (standard)	90 cm
Shipment weight	148 kg
Anchoring options	In-ground ✓ Surface ✓

## Warranty Information

Hot dip galvanised steel	Lifetime
Spare parts guaranteed	10 years
Steel frame	10 years



The product must feature an information sign with related exercises, and each exercise must feature a QR code linking to its related exercise portal in an app that offers support on the specific exercise. The sign must additionally offer a QR code for downloading the app.



The post top and do-nuts are made from polyamide PA6 nylon.

# Sustainability Data

FSW245



Cradle to Gate A1-A3	Total CO <sub>2</sub> emission	CO <sub>2</sub> e/kg	Recycled materials
	kg CO <sub>2</sub> e	kg CO <sub>2</sub> e/kg	%
FSW24500-0902	206.74	2.12	63.20

The overall framework applied for these factors is the Environmental Product Declaration (EPD), which quantifies "environmental information on the life cycle of a product and enable comparisons between products fulfilling the same function" (ISO, 2006). This follows the structure and applies a Life-Cycle Assessment approach to the entire Product stage from raw material through manufacturing (A1-A3))

**KOMPAN**  
Let's play

## Kompan A/S

C.F. Tietgens Boulevard 32C  
DK-5220 Odense SØ  
Denmark



## Verification of CO<sub>2</sub> calculation of: Fitness



Data version no. 2023-10-05

The CO<sub>2</sub> calculation and data are in compliance with the principles of a carbon footprint impact according to the GHG protocol (Greenhouse Gas Protocol), Scope 3, cradle to gate related to all individual components in the product category: "Fitness" represented by item no.: FAZ10100-0900.

(Scope 3 emissions include emission sources in the upstream and downstream value chain).

**Date: 30. October 2023 | Valid until: 30. October 2025**

**Verified by:**

Julie Marie Vejsgaard Larsen, LCA & EPD Consultant

Verification based on report: Validation of CO<sub>2</sub> calculation of 9 categories of Kompan product line, version 1.0, prepared by: Bureau Veritas HSE, Denmark: Julie M. V. Larsen.

**Publication date: 30. October 2023**

By Bureau Veritas HSE  
www.bureauveritas.dk  
+45 7731 1000

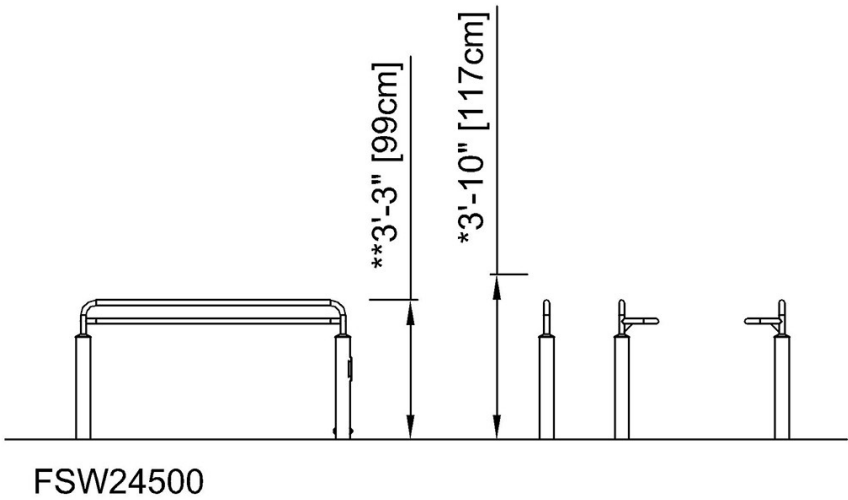
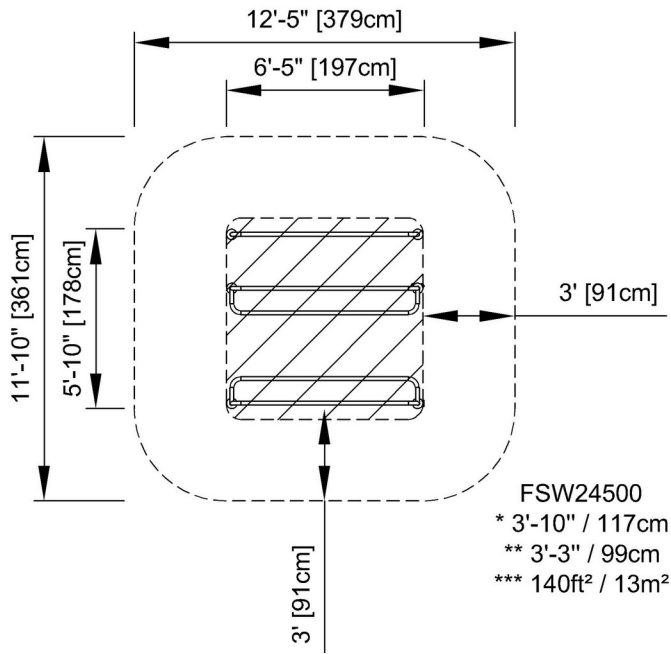


# Inclusive Parallel Bars

FSW245

\* Max fall height | \*\* Total height | \*\*\* Safety surfacing area

\* Max fall height | \*\* Total height



[Click to see TOP VIEW](#)

[Click to see SIDE VIEW](#)