

Ship, Large


KPL520





Ahoy matey! A KOMPAN Pirate Ship inspires and attracts play again and again. The strong theme inspires dramatic play, and the variation of climbing, gliding, and sliding attracts play on end, again and again, year after year. The unit forms a whole playground with its diverse play activities, the open space behind the keel features a steering wheel. This spurs dramatic

play conversations, stimulating language and communication skills the cabin under the deck has a nice seat for socialising. A climbing wall and access climber lead to the deck. Up here there is another steering wheel, supporting dramatic play and turn-taking skills. From the upper deck, the child can slide, or take a whizzing glide down the dare-devil fireman's

pole. This trains the understanding of space and helps the child build up and understanding of space and measures.

Item no. KPL52011-0901	
General Product Information	
Dimensions LxWxH	417x443x362 cm
Age group	3+
Play capacity (users)	15
Colour options	



Ship, Large

KPL520



Theme

Cognitive: suggests a theme and supports dramatic play, which stimulates language and communication skills.



Climbing wall

Physical: develops children's cross coordination, eye-hand coordination, and muscle strength when climbing. **Social-Emotional:** two-sided climb invites cooperation.



Climbing pole

Physical: cross coordination and muscle strength are trained. **Social-Emotional:** turn-taking and cooperation.



Open space in front

Social-Emotional: the bench along the keel is a great space for meeting and exchanging.



Turning wheel

Social-Emotional: develops turn-taking, communication and cooperation. **Cognitive:** the manipulative item stimulates 'cause and effect' understanding, logical thinking and communication. **Creative:** working with moveable play items that can leave a mark supports the child's creativity.



Fireman's pole

Physical: supports coordination, arm and core muscles. Landing strengthens bone density. **Social-Emotional:** turn-taking and risk-taking. **Cognitive:** young children develop their understanding of space, speed and distances when gliding down fast.



Slide

Physical: develops spatial awareness, sense of balance and trains core muscles when sitting upright going down. **Social-Emotional:** empathy stimulated by turn-taking. **Cognitive:** young children develop their understanding of space, speed and distances when sliding down.

Ship, Large

KPL520



Panels of 19mm EcoCore™. EcoCore™ is a highly durable, eco-friendly material, which is not only recyclable after use but also consists of a core produced from 100% recycled material.




The main tower posts are available in two types of material: European pine wood posts pressure impregnated Class 3 with Tanalith E preservative, or aluminium with an anodised surface treatment.




Floors and panel activities are manufactured from high-pressure laminate HPL with a thickness 17.8mm and non-skid surface texture.

Item no. KPL52011-0901	
Installation Information	
Max. fall height	148 cm
Safety surfacing area	36.8 m²
Total installation time	19.7
Excavation volume	1.88 m³
Concrete volume	0.82 m³
Footing depth (standard)	90 cm
Shipment weight	553 kg
Anchoring options	In-ground ✓ Surface ✓
Warranty Information	
Aluminum	15 years
EcoCore HDPE	Lifetime
Hollow PE parts	10 years
Pinewood	10 years
Spare Parts Guarantee	10 years



Slides are available in three different materials: moulded on piece PE slides, combined EcoCore™ sides and stainless steel slide bed t=2mm. Full stainless steel AISI304 t=2mm.



The main posts are equipped with hot-dip galvanised steel footings. The steel footings elevate the posts position 20mm from ground level to avoid contact with surfacing material.



Sustainability Data

KPL520



Cradle to Gate A1-A3	Total CO ₂ emission	CO ₂ e/kg	Recycled materials
	kg CO ₂ e	kg CO ₂ e/kg	%
KPL52011-0901	496.05	1.21	49.99

The overall framework applied for these factors is the Environmental Product Declaration (EPD), which quantifies "environmental information on the life cycle of a product and enable comparisons between products fulfilling the same function" (ISO, 2006). This follows the structure and applies a Life-Cycle Assessment approach to the entire Product stage from raw material through manufacturing (A1-A3))



Kompan A/S
C.F. Tietgens Boulevard 32C
DK-5220 Odense SØ
Denmark



Verification of CO₂ calculation of: Play systems



Data version no. 2023-10-05

The CO₂ calculation and data are in compliance with the principles of a carbon footprint impact according to the GHG protocol (Greenhouse Gas Protocol), Scope 3, cradle to gate related to all individual components in the product category: "Play systems" represented by item no.: PCM200321-0950.

(Scope 3 emissions include emission sources in the upstream and downstream value chain).

Date: 30. October 2023 | Valid until: 30. October 2025
Verified by:

Julie Marie Vejsgaard Larsen, LCA & EPD Consultant

Verification based on report: Validation of CO₂ calculation of 9 categories of Kompan product line, version 1.0, prepared by: Bureau Veritas HSE, Denmark: Julie M. V. Larsen.

Publication date: 30. October 2023

By Bureau Veritas HSE
www.bureauveritas.dk
+45 7731 1000

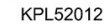


KPL520

* Max fall height | ** Total height | *** Safety surfacing area



* Max fall height | ** Total height



Data is subject to change without prior notice.