

Double Tower with Bridge


PCM200131



This double tower will attract children and encourage active physical and social play, time and again. The sturdy stairway support climbing, crawling and cross-coordination. This stimulates cross-modal perception, important for e.g. reading. Sliding down the slide to the ground supports posture and balance, all important skills for young children, and great

fun! The desk at ground level provides opportunities for children to come together and socialize. The hammocks at ground level extends the play space with its swaying meeting point character, allowing for a break from the wilder climbing and sliding fun.

| | |
|-----------------------------|----------------|
| Item no. PCM200131-0901 | |
| General Product Information | |
| Dimensions LxWxH | 591x359x251 cm |
| Age group | 2 - 5 |
| Play capacity (users) | 17 |
| Colour options | |



Double Tower with Bridge

PCM200131



Slide

Physical: sliding develops spatial awareness and a sense of balance. Furthermore, the core muscles are trained when sitting upright going down. **Social-Emotional:** empathy stimulated by turn-taking. **Cognitive:** young children develop their understanding of space, speed and distances when sliding down quickly.



Inclined play bridge

Physical: balance and spatial awareness are trained when walking or running up and down the bridge, changing levels. **Social-Emotional:** play spheres and holes in panels invite cooperation with children on the outside. The play spheres also stimulate parallel play. **Cognitive:** discovering and understanding spatial changes in height. **Creative:** leave a mark and place the spheres at different positions



Hammock

Physical: coordination and sense of balance when swaying. **Social-Emotional:** meeting, pushing friends gently back and forth, turn-taking. **Cognitive:** for toddlers cause and effect understanding.



Desk

Social-Emotional: fine meeting place and a space creator. Sharing and cooperation from both sides create a social scenario that supports communication and cooperation.



Accessible stairway

Physical: climbing the accessible stairway is for all and supports cross coordination as well as arm and leg muscles. For young children, walking stairs and alternating feet is developed. **Social-Emotional:** room for active breaks and adult helpers. An inclusive space.



Megaphone

Social-Emotional: inspires communication and turn-taking skills. **Cognitive:** distortion of sound evokes curiosity and stimulates an understanding of cause and effect.

Double Tower with Bridge

PCM200131



Panels of 19mm EcoCore™. EcoCore™ is a highly durable, eco friendly material, which is not only recyclable after use, but also consists of material produced from +95% recycled post consumer material from food packing waste.



Main posts with hot dip galvanized steel footing are available in different materials: Pressure impregnated pine wood posts. Pre-galvanized inside and outside with powder coated top finish steel posts. Lead free aluminum with color anodized top finish. Greenline TexMade posts of 95% post-consumer recycled PE and textile waste.



All decks are supported by unique designed low-carbon aluminum profiles with multiple attachment options. The grey colored molded decks are made of 75% post-consumer waste PP material with a non-skid pattern and texture surface.

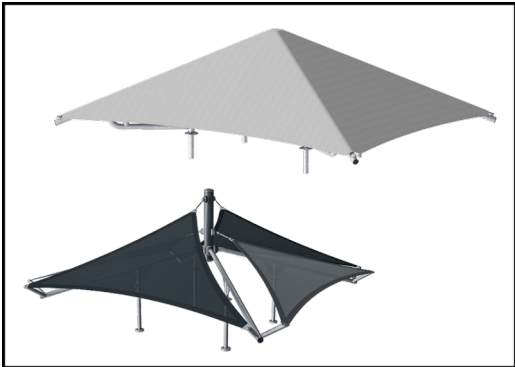
| | |
|--------------------------|--------------------------|
| Item no. PCM200131-0901 | |
| Installation Information | |
| Max. fall height | 212 cm |
| Safety surfacing area | 50.1 m² |
| Total installation time | 22.3 |
| Excavation volume | 0.60 m³ |
| Concrete volume | 0.06 m³ |
| Footing depth (standard) | 90 cm |
| Shipment weight | 732 kg |
| Anchoring options | Surface ✓ In-ground ✓ |
| Warranty Information | |
| EcoCore HDPE | Lifetime |
| Post | 10 years |
| PP Decks | 10 years |
| Spare parts guaranteed | 10 years |



The slides can be chosen in different materials and colors: Straight or curved one-piece molded PE slides in yellow or grey color. Combined EcoCore™ sides and stainless-steel. Full stainless steel in one-piece design for more vandalism proof solutions.



Wood version of FSC®-certified (FSC®C004450) pine wood with pressure impregnated base treatment and brown painted top finish. Vertical boards and top ends protected by a unique aluminum profile for high outdoor durability.



Shade sails of commercial 95 high density PE knitted specially for sunshade structures. The sails are treated with UV stabilizers to ensure a long lifetime. The sails are supported by a hot dip galvanized steel frame. Closed sail equipped with an easy take down system.

| Elevated activities 3 | Accessible elevated activities | Accessible ground level activities | Accessible ground level play types |
|-----------------------|--------------------------------|------------------------------------|------------------------------------|
| Present | 3 | 3 | 2 |
| Required | 2 | 1 | 1 |

**CSA
Z614**
compliant

Sustainability Data

PCM200131



| Cradle to Gate A1-A3 | Total CO ₂ emission | CO ₂ e/kg | Recycled materials |
|----------------------|--------------------------------|-------------------------|--------------------|
| | kg CO ₂ e | kg CO ₂ e/kg | % |
| PCM200131-0951 | 792.94 | 1.37 | 73.94 |
| PCM200131-0901 | 891.99 | 1.71 | 68.01 |

The overall framework applied for these factors is the Environmental Product Declaration (EPD), which quantifies "environmental information on the life cycle of a product and enable comparisons between products fulfilling the same function" (ISO, 2006). This follows the structure and applies a Life-Cycle Assessment approach to the entire Product stage from raw material through manufacturing (A1-A3))

Kompan A/S

C.F. Tietgens Boulevard 32C
DK-5220 Odense SØ
Denmark



Verification of CO₂ calculation of: Play systems



Data version no. 2023-10-05

The CO₂ calculation and data are in compliance with the principles of a carbon footprint impact according to the GHG protocol (Greenhouse Gas Protocol), Scope 3, cradle to gate related to all individual components in the product category: "Play systems" represented by item no.: PCM200321-0950.

(Scope 3 emissions include emission sources in the upstream and downstream value chain).

Date: 30. October 2023 | Valid until: 30. October 2025

Verified by:

Julie Marie Vejsgaard Larsen, LCA & EPD Consultant

Verification based on report: Validation of CO₂ calculation of 9 categories of Kompan product line, version 1.0, prepared by: Bureau Veritas HSE, Denmark: Julie M. V. Larsen.

Publication date: 30. October 2023

By Bureau Veritas HSE
www.bureauveritas.dk
+45 7731 1000

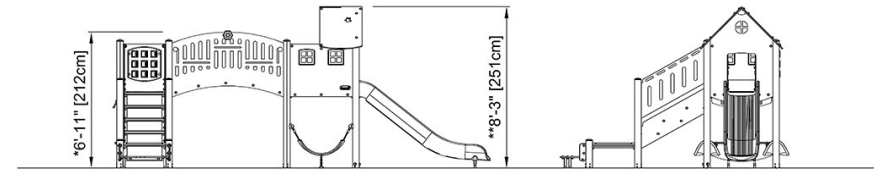
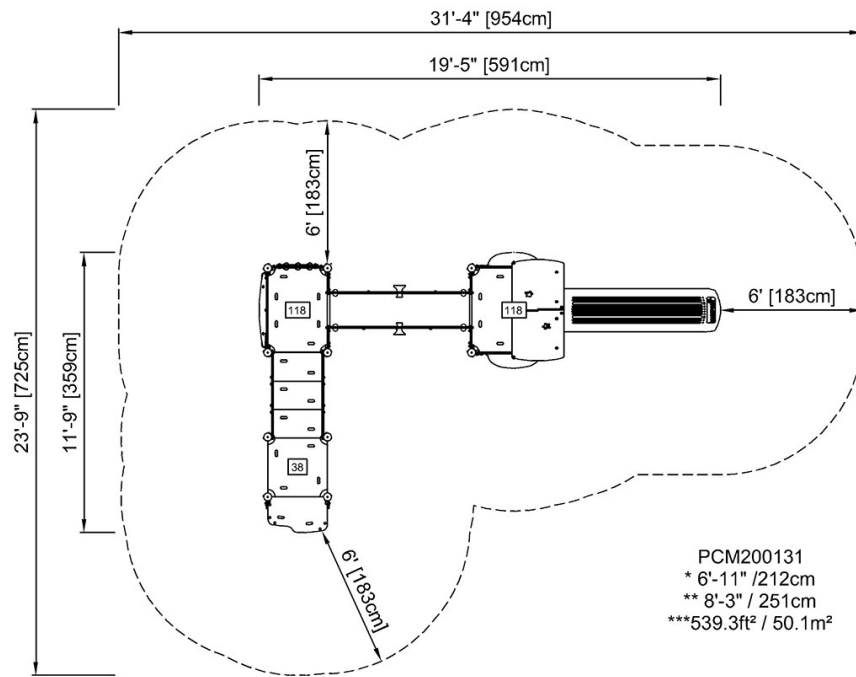


Double Tower with Bridge

PCM200131

* Max fall height | ** Total height | *** Safety surfacing area

* Max fall height | ** Total height



PCM200131

[Click to see TOP VIEW](#)

[Click to see SIDE VIEW](#)