

Sandpit

BASIC550



Item no. BASIC550-3213P

General Product Information

Dimensions LxWxH	276x154x31 cm
Age group	2 - 5
Play capacity (users)	6
Colour options	



This appealing sandpit invites children to play for long periods of time. Thanks to the four red seats or tables, the play gets diversity: the children have a firm plate to place sand tools and sand creations on. Carers have seats, and more parents can be seated facing the sandbox. This is Well-known to facilitate longer stays. The four seats additionally give children



the possibility of creating each their space, from where they can have their home, their shop, their workshop. Sand invites deep play. The changeable character of sand from when dry to when wet fasciNates children. It additionally trains their tactile sense and understanding of material character and nature phenomena. These are important life skills that

help the child understand the surrounding world. In short, sand play shapes motor skills and cognition.



Sandpit

BASIC550



Sandpit

Cognitive: sand play trains the sense of touch and helps children to understand the characteristics of different materials and their uses. Sand can be sieved when dry and shaped when wet.



Seat

Social-Emotional: offers a point for retraction and a point for meeting and sharing.

Sandpit


BASIC550



Seats of 19mm EcoCore™. EcoCore™ is a highly durable, eco-friendly material, which is not only recyclable after use, but is also made of +95% recycled post-consumer material from e.g., food packing waste in both core and colorful outer layer.



Side panels are made of HPL with a thickness 17,8 mm. KOMPAN HPL has high wearing strength to ensure long lifetime in all climates.



The steel surfaces are hot dip galvanised inside and outside with lead free zinc. The galvanisation has excellent corrosion resistance in outside environments and requires low maintenance.


Item no. BASIC550-3213P	
Installation Information	
Max. fall height	0 cm
Safety surfacing area	0.0 m²
Total installation time	3.5
Excavation volume	0.46 m³
Concrete volume	0.00 m³
Footing depth (standard)	40 cm
Shipment weight	91 kg
Anchoring options	In-ground ✓ Surface ✓
Warranty Information	
EcoCore HDPE	Lifetime
Hot dip galvanised steel	Lifetime
HPL decks	15 years
Spare parts guaranteed	10 years

Elevated activities 0	Accessible elevated activities	Accessible ground level activities	Accessible ground level play types
Present	0	1	1
Required	0	1	1

CSA
Z614
compliant

Sustainability Data

BASIC550



Cradle to Gate A1-A3	Total CO ₂ emission	CO ₂ e/kg	Recycled materials
	kg CO ₂ e	kg CO ₂ e/kg	%
BASIC550-3213P	196.81	2.24	23.84

The overall framework applied for these factors is the Environmental Product Declaration (EPD), which quantifies "environmental information on the life cycle of a product and enable comparisons between products fulfilling the same function" (ISO, 2006). This follows the structure and applies a Life-Cycle Assessment approach to the entire Product stage from raw material through manufacturing (A1-A3))

Kompan A/S

C.F. Tietgens Boulevard 32C
DK-5220 Odense SØ
Denmark



Verification of CO₂ calculation of: Themed play systems



Data version no. 2023-10-05

The CO₂ calculation and data are in compliance with the principles of a carbon footprint impact according to the GHG protocol (Greenhouse Gas Protocol), Scope 3, cradle to gate related to all individual components in the product category: "Themed play systems" represented by item no.: MSC641100-3717P.

(Scope 3 emissions include emission sources in the upstream and downstream value chain).

Date: 30. October 2023 | Valid until: 30. October 2025

Verified by:

Julie Marie Vejsgaard Larsen, LCA & EPD Consultant

Verification based on report: Validation of CO₂ calculation of 9 categories of Kompan product line, version 1.0, prepared by: Bureau Veritas HSE, Denmark: Julie M. V. Larsen.

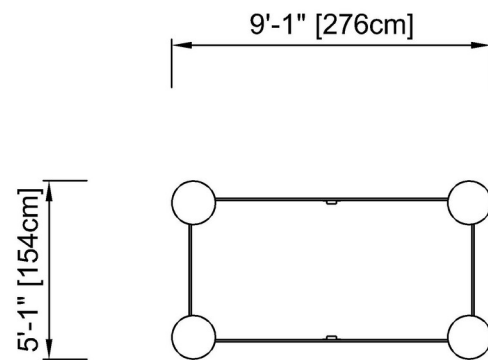
Publication date: 30. October 2023

By Bureau Veritas HSE
www.bureauveritas.dk
+45 7731 1000



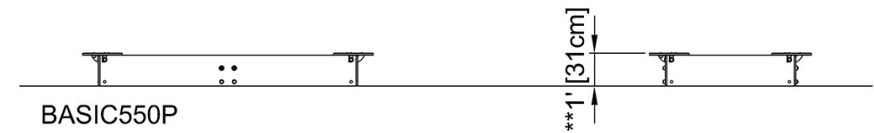
* Max fall height | ** Total height | *** Safety surfacing area

* Max fall height | ** Total height



BASIC550P

** 1' / 31cm



[Click to see TOP VIEW](#)

[Click to see SIDE VIEW](#)