



# Rumba Bench Curved 45°

PAR1004



Item no. PAR1004-0021	
<b>General Product Information</b>	
Dimensions LxWxH	173x86x43 cm
Age group	
Play capacity (users)	2
Colour options	



With RUMBA comes endless possibilities to realise seating in a customised design for all outdoor environments. RUMBA is the most flexible way of marrying seating solutions to the environment, in perfect harmony - geometry meets geography. Built around simple circles and curves, they can be adapted to provide custom-built twists and turns. The natural

impregnation of resins makes the larch wood extremely durable and the best choice for furniture in public spaces. The standard available benches and tables can be dressed up with back support, armrests, tables etc. and linked together into tailored solutions for the individual location.

# Rumba Bench Curved 45°

PAR1004



Boards are made of ash wood from sustainable European sources. The ash wood is thermo treated according to CEN/TS 15679, durability class 2 according to EN350-2.



Bench is made of pine wood from sustainable European sources. The wood is pressure impregnated Class 3 with Tanalith E.



The steel's inside surfaces are hot-dip galvanised, and the outside with lead-free zinc. Galvanisation has excellent corrosion resistance within outdoor environments and is low maintenance.

Item no. PAR1004-0021

### Installation Information

Total installation time	0.9
Excavation volume	0.00 m <sup>3</sup>
Concrete volume	0.00 m <sup>3</sup>
Footing depth (standard)	0 cm
Shipment weight	56 kg
Anchoring options	Surface ✓ In-ground ✓

### Warranty Information

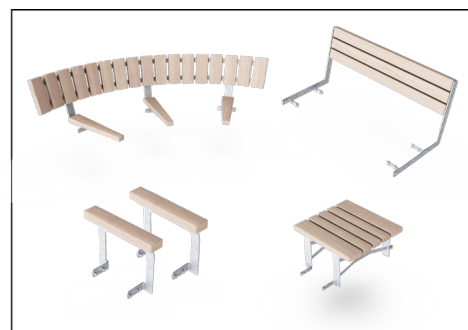
Ashwood	10 years
Galvanised Steel	Lifetime
Pinewood	10 years
Spare Parts Guarantee	10 years
Stainless Steel Components	Lifetime



The furniture is a freestanding product with optional anchoring possibilities. Kompan has multiple anchoring's to fit specific requirements for individual customer projects. The anchoring is sold as separate modules.




KOMPAN outdoor furniture is available for surface and in-ground installation. Surface installation by anchoring to the base layer or in-ground installation as either direct in ground or additional hot dip galvanized steel brackets.



The standard available benches and tables can be customised up with back support, armrests, tables to create unique solutions for your project needs and locations.

# Sustainability Data

PAR1004



Cradle to Gate A1-A3	Total CO <sub>2</sub> emission	CO <sub>2</sub> e/kg	Recycled materials
	kg CO <sub>2</sub> e	kg CO <sub>2</sub> e/kg	%
PAR1004-0021	64.48	1.60	29.58

The overall framework applied for these factors is the Environmental Product Declaration (EPD), which quantifies "environmental information on the life cycle of a product and enable comparisons between products fulfilling the same function" (ISO, 2006). This follows the structure and applies a Life-Cycle Assessment approach to the entire Product stage from raw material through manufacturing (A1-A3))

**Kompan A/S**  
 C.F. Tietgens Boulevard 32C  
 DK-5220 Odense SØ  
 Denmark



## Verification of CO<sub>2</sub> calculation of: Park



Data version no. 2023-10-05

The CO<sub>2</sub> calculation and data are in compliance with the principles of a carbon footprint impact according to the GHG protocol (Greenhouse Gas Protocol), Scope 3, cradle to gate related to all individual components in the product category: "Park" represented by item no.: PAR4070-0001.

(Scope 3 emissions include emission sources in the upstream and downstream value chain).

**Date: 30. October 2023 | Valid until: 30. October 2025**

Verified by:

Julie Marie Vejsgaard Larsen, LCA & EPD Consultant

Verification based on report: Validation of CO<sub>2</sub> calculation of 9 categories of Kompan product line, version 1.0, prepared by: Bureau Veritas HSE, Denmark: Julie M. V. Larsen.

**Publication date: 30. October 2023**

By Bureau Veritas HSE  
 www.bureauveritas.dk  
 +45 7731 1000

