

# Castle Gatehouse

PCM201831



The Castle Gatehouse will attract young children to play actively, using their motor skills to climb to the top, navigate the nets, and slide or glide to the ground, again and again. The two accesses vary in difficulty: the stair provides an easy way to the tower and helps to develop skills at climbing stairs, an important everyday task. The inclined net climb is higher

and takes more concentration, stimulating proprioception and cross-coordination. These are fundamental for navigating the world securely. The open, curved bridge is great for balance skills and the sense of space. It calls for interaction with ground level. A Curly Climber or a Fireman's pole lead back to ground level with a quick drop or a rotating


glide. This trains the sense of balance and space, both important for body confidence. The fine dramatic play area with treasure chest and bench under the tower invites social interaction and stimulates language development.



Item no. PCM201831-0901

## General Product Information

Dimensions LxWxH	518x335x410 cm
Age group	2 - 5
Play capacity (users)	18
Colour options	



# Castle Gatehouse

PCM201831



## Cannon

**Cognitive:** the cannon set a tangible theme and thus spur dramatic play. Dramatic play supports language and communication skills.



## Curly climber

**Physical:** coordination and proprioception are supported when placing arms and legs correctly for going down. Sense of balance when rotating. Arm muscles for holding tight. **Social-Emotional:** empathy stimulated by turn-taking. **Cognitive:** logical thinking when placing arms and legs right for rotating downwards.



## Climbing net

**Physical:** supports physical strength and cross-body coordination, which impacts coordination of the right and left part of brain, fundamental for other skills such as the ability to read.



## Treasure box

**Cognitive:** object permanence: hiding objects and finding them again. Spurs exploration and dramatic play, stimulating conversations.




## Slide

**Physical:** sliding develops spatial awareness and a sense of balance. Furthermore, the core muscles are trained when sitting upright going down. **Social-Emotional:** empathy stimulated by turn-taking. **Cognitive:** young children develop their understanding of space, speed and distances when sliding down quickly.



## Bridge

**Physical:** cross coordination, spatial awareness. **Social-Emotional:** transparency invite cooperation with children on the outside.



## Window with curtains

**Physical:** tactile stimulation supports sensory skills, when children explore characteristics of the materials. **Social-Emotional:** social interaction between inside and outside, supporting turn-taking and cooperation. **Cognitive:** understanding object permanence when playing, e.g. peek-a-boo. Dramatic play support, encouraging language skills. **Creative:** leaving a mark, deciding how to place curtains.

# Castle Gatehouse

PCM201831



Panels of 19mm EcoCore™. EcoCore™ is a highly durable, eco friendly material, which is not only recyclable after use, but also consists of material produced from +95% recycled post consumer material from food packing waste.



Main posts with hot dip galvanised steel footing are available in different materials: Pressure impregnated pine wood posts. Pre-galvanised inside and outside with powder coated top finish steel posts. Lead free aluminium with colour anodised top finish.




All decks are supported by unique designed low-carbon aluminum profiles with multiple attachment options. The grey colored molded decks are made of 75% post-consumer waste PP material with a non-skid pattern and texture surface.

Item no. PCM201831-0901	
Installation Information	
Max. fall height	204 cm
Safety surfacing area	46.5 m²
Total installation time	23.0
Excavation volume	1.35 m³
Concrete volume	0.36 m³
Footing depth (standard)	90 cm
Shipment weight	751 kg
Anchoring options	In-ground ✓ Surface ✓
Warranty Information	
EcoCore HDPE	Lifetime
Post	10 years
PP Decks	10 years
Ropes & nets	10 years
Spare parts guaranteed	10 years



The slides can be chosen in different materials and colours: Straight or curved moulded PE slides in yellow or grey colour. Full stainless steel in on-piece design for more vandalism proof solutions.



The stainless-steel activities are made of high-quality stainless steel. The steel is cleaned by a total pickling process after manufacturing to ensure a smooth and clean gliding surfaces.



Nets and ropes are made of UV-stabilised PA with inner steel cable reinforcement. The rope is induction treated in order to create a strong connection between steel and rope which leads to good wear resistance.

Elevated activities 6	Accessible elevated activities	Accessible ground level activities	Accessible ground level play types
Present	6	2	2
Required	3	2	2

**CSA  
Z614**  
compliant

# Sustainability Data

PCM201831



Cradle to Gate A1-A3	Total CO <sub>2</sub> emission	CO <sub>2</sub> e/kg	Recycled materials
	kg CO <sub>2</sub> e	kg CO <sub>2</sub> e/kg	%
PCM201831-0901	1,034.13	1.96	65.57


The overall framework applied for these factors is the Environmental Product Declaration (EPD), which quantifies "environmental information on the life cycle of a product and enable comparisons between products fulfilling the same function" (ISO, 2006). This follows the structure and applies a Life-Cycle Assessment approach to the entire Product stage from raw material through manufacturing (A1-A3))

## Kompan A/S

C.F. Tietgens Boulevard 32C  
DK-5220 Odense SØ  
Denmark



## Verification of CO<sub>2</sub> calculation of: Themed play systems



Data version no. 2023-10-05

The CO<sub>2</sub> calculation and data are in compliance with the principles of a carbon footprint impact according to the GHG protocol (Greenhouse Gas Protocol), Scope 3, cradle to gate related to all individual components in the product category: "Themed play systems" represented by item no.: MSC641100-3717P.

(Scope 3 emissions include emission sources in the upstream and downstream value chain).

**Date: 30. October 2023 | Valid until: 30. October 2025**

**Verified by:**

Julie Marie Vejsgaard Larsen, LCA & EPD Consultant

Verification based on report: Validation of CO<sub>2</sub> calculation of 9 categories of Kompan product line, version 1.0, prepared by: Bureau Veritas HSE, Denmark: Julie M. V. Larsen.

**Publication date: 30. October 2023**

By Bureau Veritas HSE  
www.bureauveritas.dk  
+45 7731 1000



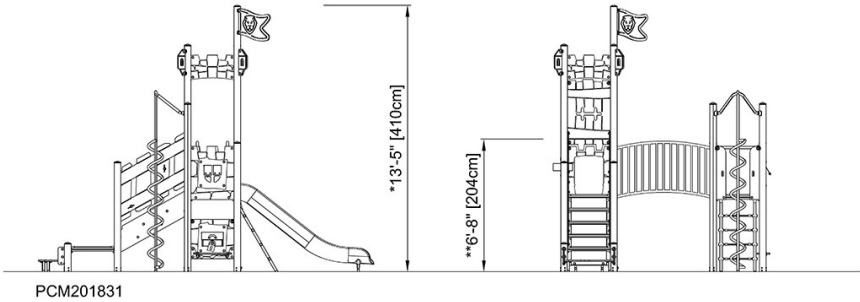
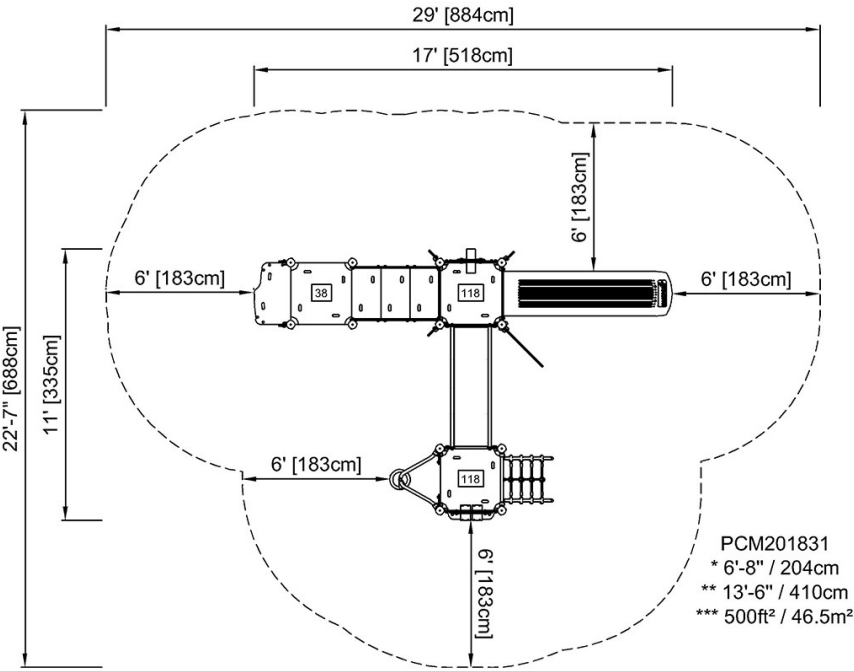


# Castle Gatehouse

PCM201831

\* Max fall height | \*\* Total height | \*\*\* Safety surfacing area

\* Max fall height | \*\* Total height



[Click to see TOP VIEW](#)

[Click to see SIDE VIEW](#)