


# Mauna Kea with Roof

PCE211034



Item no.	
General Product Information	
Dimensions LxWxH	26'6"x23'11"x12'8"
Age group	5 - 12
Play capacity (users)	17
Color options	<span style="color: blue;">●</span> <span style="color: red;">●</span> <span style="color: green;">●</span>



Wow! Endless, fun opportunities for play await in the Mauna Kea! Climbing, sliding and balancing will attract children again and again. The richness of activities apart from being great fun supports the development of physical and social-emotional skills in school children. The slides and the Fireman's Pole help children turn-take and negotiate, supporting social-

emotional development. The dare-devil fireman's pole is truly thrilling and also supports the child's spatial awareness. The wobble bridge is a challenger. The monkey bars will help to develop upper body strength, and close the ground, children will delight in the hammock and ground level play. All in all, play for hours for all school agers.



# Mauna Kea with Roof

PCE211034



## Plank bridge

**Physical:** balancing across the plank develops the vestibular system as well as cross coordination. **Social-Emotional:** passing other children takes co-operation and teaches children turn-taking skills.



## Slide

**Physical:** sliding develops spatial awareness and a sense of balance. Furthermore, the core muscles are trained when sitting upright going down. **Social-Emotional:** empathy stimulated by turn-taking.



## Labyrinth panel

**Social-Emotional:** communication and cooperation exploring the maze with friends. **Cognitive:** stimulates memory when memorizing maze routes.



## Somersault bar

**Physical:** develop balance and core when hanging from knees. Arm, leg and core muscles are developed when climbing up, somersaulting around. Balance and spatial awareness are strengthened. **Social-Emotional:** meeting, socializing and turn-taking when climbing up and down via bar.



## Binoculars

**Cognitive:** the binoculars set a tangible theme and so spur dramatic play. Dramatic play is great for developing language and communication skills. **Creative:** the binoculars can be turned in all directions. Looking through them gives a new perspective on the world.



## Fireman's pole

**Physical:** coordination is supported when going down, as well as arm and core muscles. Landing strengthens bone density, which is built for life in early childhood. **Social-Emotional:** turn-taking and risk-taking.

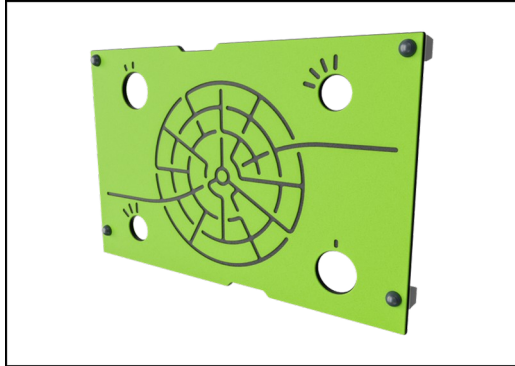


## Overhead ladder


**Physical:** develops children's upper body muscles and arm strength, cross coordination and spatial awareness. This is especially important due to sedentary lifestyles and back-pain in children. **Social-Emotional:** chill and socialize on top of the overhead ladder, training cooperation.

# Mauna Kea with Roof

PCE211034



Panels of 19mm EcoCore™. EcoCore™ is a highly durable, eco friendly material, which is not only recyclable after use, but also consists of a core produced from 100% recycled material.



The roofs are made of KOMPAN EcoCore™ panels and supported by hot dip galvanized steel pipes.




Shade sails of commercial 95 high density PE knitted specially for sunshade structures. The sails are treated with UV stabilizers to ensure a long lifetime. The sails are supported by a hot dip galvanized steel frame. Closed sail equipped with an easy take down system.

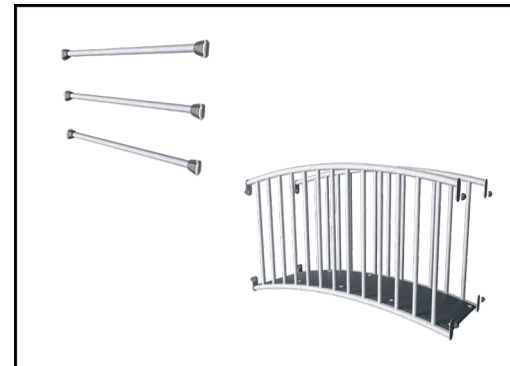
Item no.	
Installation Information	
Max. fall height	7'1"
Safety surfacing area	803ft²
Total installation time	
Excavation volume	
Concrete volume	
Footing depth (standard)	
Shipment weight	
Anchoring options	Surface ✓ In-ground ✓
Warranty Information	
EcoCore HDPE	Lifetime
Hollow PE Parts	10 Years
Post	10 Years
PP Decks	10 Years
Spare Parts Availability	10 Years



The main posts are made of high quality pregalvanized steel with powder coated top finish. Post tops are closed with caps of UV stabilized nylon (PA6). The grey colored molded decks are made of 75% post-consumer waste PP material with a non-skid pattern and texture surface. All decks are supported by unique designed low-carbon aluminum profiles with multiple attachment options.



The slides are available in either molded PE in different colors or in full stainless steel AISI304 t= 2mm.



The slides are available in either molded PE in different colors or in full stainless steel AISI304 t= 2mm.

Elevated activities	Accessible elevated activities	Accessible ground level activities	Accessible ground level play types
Present			
Required			

# Sustainability Data

PCE211034



Cradle to Gate A1-A3	Total CO <sub>2</sub> emission	CO <sub>2</sub> e/kg	Recycled materials
	kg CO <sub>2</sub> e	kg CO <sub>2</sub> e/kg	%

The overall framework applied for these factors is the Environmental Product Declaration (EPD), which quantifies "environmental information on the life cycle of a product and enable comparisons between products fulfilling the same function" (ISO, 2006). This follows the structure and applies a Life-Cycle Assessment approach to the entire Product stage from raw material through manufacturing (A1-A3))

**Kompan A/S**  
 C.F. Tietgens Boulevard 32C  
 DK-5220 Odense SØ  
 Denmark



## Verification of CO<sub>2</sub> calculation of: Play systems



Data version no. 2023-10-05

The CO<sub>2</sub> calculation and data are in compliance with the principles of a carbon footprint impact according to the GHG protocol (Greenhouse Gas Protocol), Scope 3, cradle to gate related to all individual components in the product category: "Play systems" represented by item no.: PCM200321-0950.

(Scope 3 emissions include emission sources in the upstream and downstream value chain).

**Date: 30. October 2023 | Valid until: 30. October 2025**

Verified by:

Julie Marie Vejsgaard Larsen, LCA & EPD Consultant

Verification based on report: Validation of CO<sub>2</sub> calculation of 9 categories of Kompan product line, version 1.0, prepared by: Bureau Veritas HSE, Denmark: Julie M. V. Larsen.

**Publication date: 30. October 2023**

By Bureau Veritas HSE  
 www.bureauveritas.dk  
 +45 7731 1000

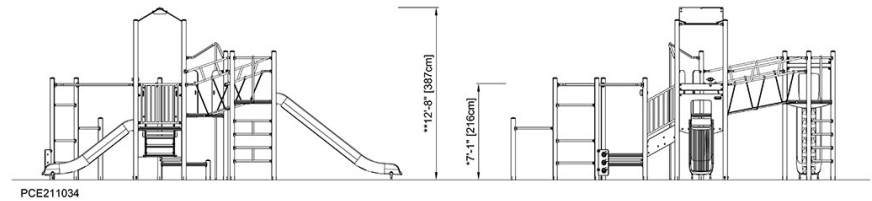
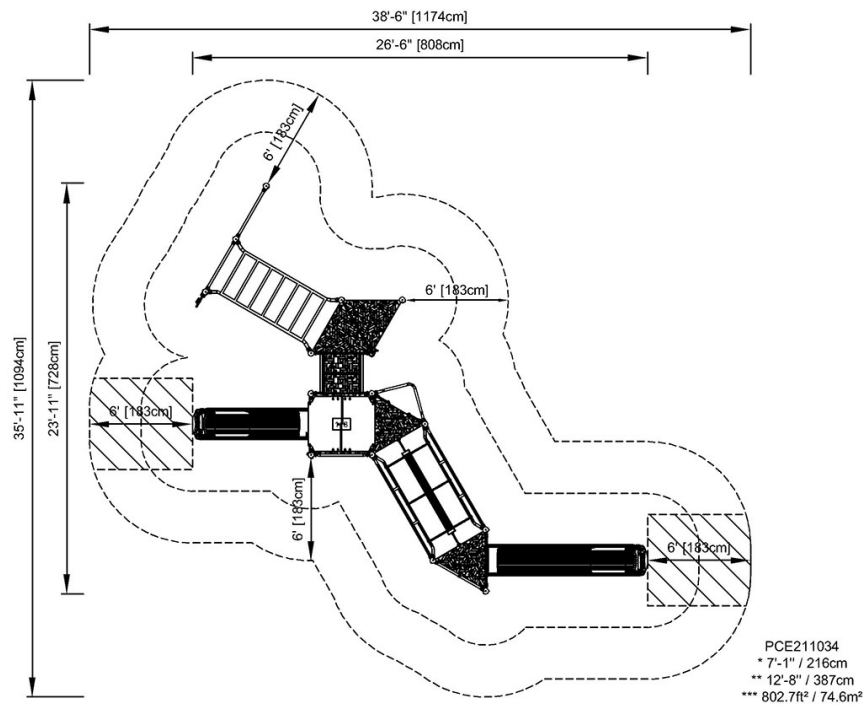


# Mauna Kea with Roof

PCE211034

\* Max fall height | \*\* Total height | \*\*\* Safety surfacing area

\* Max fall height | \*\* Total height



[Click to see TOP VIEW](#)

[Click to see SIDE VIEW](#)