


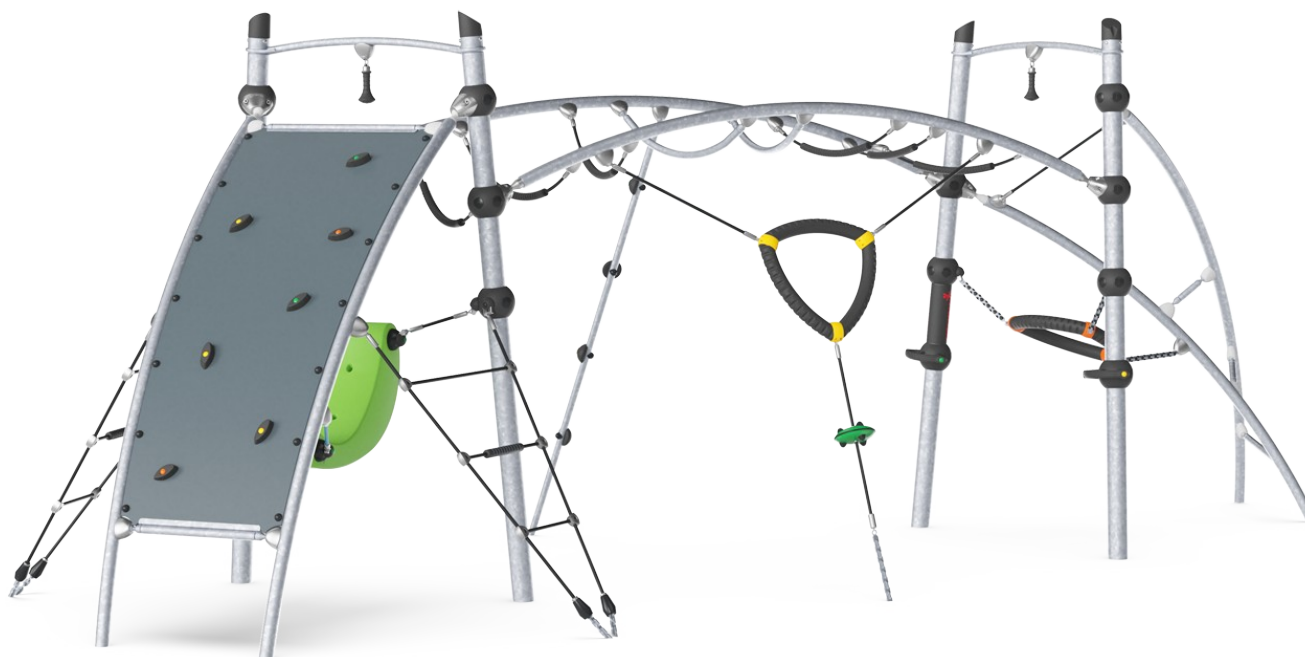
Kuma

GXY903

Item no. GXY903012-3717

General Product Information

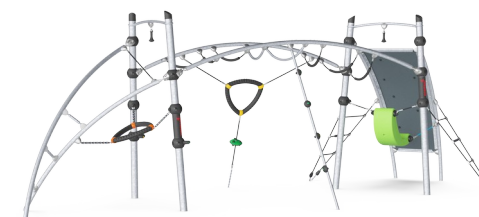
Dimensions LxWxH	723x281x265 cm
Age group	6+
Play capacity (users)	17
Color options	



With its quirky angles and shapes, KUMA attracts adventurous play explorations in 6-12 year olds. The curved climbing wall with the color spot cleats invites a challenging climb to the top. From here, a handle leads to the bouncy play shell seat or the swaying overhead bridge. The open Triangle Plate invites a swaying climb up or down, or a nice seat. The

Stabile with open Triangle plate invites climbing through, up and down. The wide variety of climb, bounce, sway and hang activities ensure that children will play for a long time, many together. The combination of swaying, bouncy, sturdy climbs in KUMA intensely train the child's coordination, proprioception and sense of balance, all important motor skills for e.g.

navigating traffic safely. The many meeting points with bouncy, swaying seats facilitate socializing and turn-taking, skills easily learned in play.



Kuma

GXY903



The steel surfaces of GALAXY are hot dip galvanised inside and outside with lead free zinc. The galvanisation has excellent corrosion resistance in outside environments and requires low maintenance.



Hollow plastic components are made of 100% recyclable PE made from 33% post-consumer materials. The play shell displayed is molded in one piece with minimum 5mm wall thickness to ensure high durability in all climates around the world.



GALAXY climbing triangle with outer soft layer of PUR and corner brackets of moulded nylon (PA6). The core consist of a powder coated welded steel frame with integrated corner suspension points. Larger triangles are closed with an 18mm thick Ekogrip® panel that has a top-layer of rubber with a non-skid effect.

Item no. GXY903012-3717

Installation Information

Max. fall height	252 cm
Safety surfacing area	48.3 m ²
Total installation time	19.5
Excavation volume	4.27 m ³
Concrete volume	1.46 m ³
Footing depth (standard)	90 cm
Shipment weight	644 kg
Anchoring options	In-ground ✓ Surface ✓



The curved climbing wall is made of a steel frame supported Ekogrip® panel with unique designed climbing cleats. The Ekogrip® panel consist of a 15mm thick PE base with 3 mm top-layer of rubber with a non-skid effect.



The unique designed GALAXY connection ball is made with an inner circular core of aluminium surrounded by a shell of hard PP with a outer layer of soft TPV rubber. Flexible lead free aluminium connectors allow for installation in variable angles.



Galaxy products are available in different colour combinations with either hot dip galvanised steel surface treatment or optional with powder top finish of selected steel components. Colours of the activities are adjusted to support the individual colour combination.



Sustainability Data

GXY903




Cradle to Gate A1-A3	Total CO ₂ emission	CO ₂ e/kg	Recycled materials
	kg CO ₂ e	kg CO ₂ e/kg	%
GXY903012-3717	1,746.40	3.42	35.80

The overall framework applied for these factors is the Environmental Product Declaration (EPD), which quantifies "environmental information on the life cycle of a product and enable comparisons between products fulfilling the same function" (ISO, 2006). This follows the structure and applies a Life-Cycle Assessment approach to the entire Product stage from raw material through manufacturing (A1-A3))

Kompan A/S
 C.F. Tietgens Boulevard 32C
 DK-5220 Odense SØ
 Denmark



Verification of CO₂ calculation of: Challengers & Climbers



Data version no. 2023-10-05

The CO₂ calculation and data are in compliance with the principles of a carbon footprint impact according to the GHG protocol (Greenhouse Gas Protocol), Scope 3, cradle to gate related to all individual components in the product category: "Challengers & Climbers" represented by item no.: BLX410301-3717.

(Scope 3 emissions include emission sources in the upstream and downstream value chain).

Date: 30. October 2023 | Valid until: 30. October 2025

Verified by:

Julie Marie Vejsgaard Larsen, LCA & EPD Consultant

Verification based on report: Validation of CO₂ calculation of 9 categories of Kompan product line, version 1.0, prepared by: Bureau Veritas HSE, Denmark: Julie M. V. Larsen.

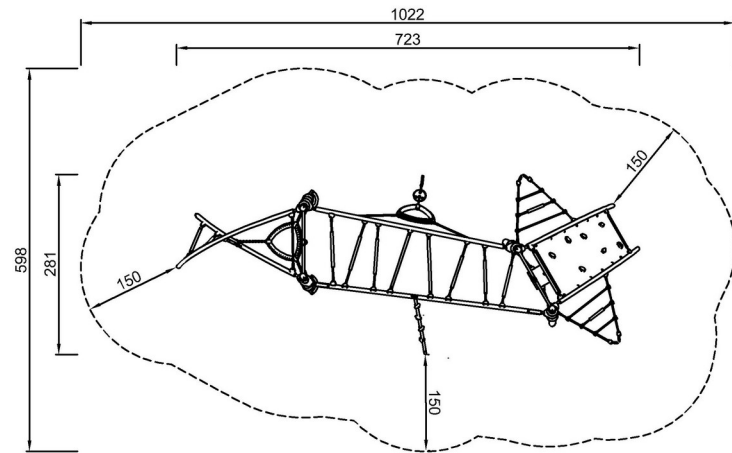
Publication date: 30. October 2023

By Bureau Veritas HSE
 www.bureauveritas.dk
 +45 7731 1000

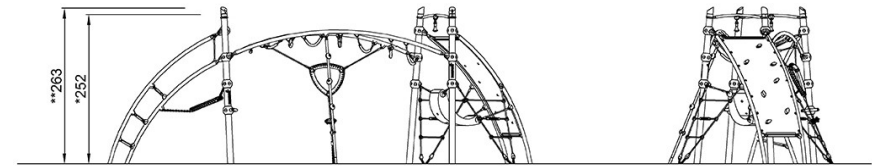


* Max fall height | ** Total height | *** Safety surfacing area

* Max fall height | ** Total height



GXY903012-xx17
*252cm
**265cm
***48.3m²



GXY903012

[Click to see TOP VIEW](#)

[Click to see SIDE VIEW](#)