

Triple Play Tower with Bridge


PCM300531



Item no. PCM300531-0603

General Product Information

Dimensions LxWxH	411x549x211 cm
Age group	2 - 5
Play capacity (users)	29
Colour options	



The Triple Play Tower with Bridge has a brilliant variety of play activities. This ensures hours and hours of play. The slide tower allows for a fast loop between stairs and slide which is immense fun, and also trains the sense of balance. For further thrill, the suspension bridge responds to the child's movement, training balance and spatial awareness. These

motor skills are fundamental for managing the world confidently, e.g. in street traffic. The transparent design of the play unit ensures that children can play from the inside and the outside of the triple play tower. The varied play panels invite exploration and stimulate logical thinking. The conveyor desk panels as well as the gearing wheel panel invite cooperation and

turn-taking, stimulating children's social-emotional and cognitive skills. The overall openness in design allows for all children to play and make friends.

Triple Play Tower with Bridge

PCM300531



Slide

Physical: sliding develops spatial awareness and a sense of balance. Furthermore, the core muscles are trained when sitting upright going down. **Social-Emotional:** empathy stimulated by turn-taking. **Cognitive:** young children develop their understanding of space, speed and distances when sliding down quickly.



Gearshift panel

Social-Emotional: cooperation, turn-taking, sharing. **Cognitive:** suggests a theme and supports dramatic play, which stimulates languages skills. Communication skills when explaining functionalities. **Creative:** changing the position of the gear, leaving your mark.



Trekking bridge

Physical: the wobbly bridge trains balance and coordination as well as spatial awareness: when children cross the bridge by running or jumping. **Social-Emotional:** turn-taking and consideration when passing each other. Cooperation and socializing with others in and around the bridge.



Desk with conveyor belt

Physical: tactile stimulation from running hands over rolling spheres on conveyor belt. **Social-Emotional:** sharing and cooperation from both sides create a social scenario that supports communication and cooperation. **Cognitive:** supports dramatic play scenarios, trains cause and effect understanding.



Gear wheels

Social-Emotional: cooperation skills and turn-taking are supported when turning the gearing wheel. **Cognitive:** cause and effect understanding, and logical thinking are supported.



Flower panel

Social-Emotional: invites cooperation due to the two-sidedness and provides for parallel play. **Cognitive:** suggests a theme and supports dramatic play, which stimulates language and communication skills.



Sand scoops panel

Physical: hand eye coordination and push-pull movements. **Social-Emotional:** invites cooperation due to the two-sidedness and provides for parallel play. **Cognitive:** logical thinking: cause and effect understanding when running scoops in grooves or shifting materials from scoop to scoop. **Creative:** shifting scoops, creating new scoop positions.

Triple Play Tower with Bridge

PCM300531



Panels of 19mm EcoCore™. EcoCore™ is a highly durable, eco friendly material, which is not only recyclable after use, but is also produced from +95% recycled post consumer material from food packing waste. Wooden panels of impregnated and brown painted pine wood with vertical steel profiles.



Main posts with hot dip galvanized steel footing are available in different materials: Pressure impregnated pine wood posts. Pre-galvanized inside and outside with powder coated top finish steel posts. Lead free aluminum with color anodized top finish. Greenline TexMade posts of 95% post-consumer recycled PE and textile waste.



All decks are supported by unique designed low-carbon aluminum profiles with multiple attachment options. The grey colored molded decks are made of 75% post-consumer waste PP material with a non-skid pattern and texture surface.


Item no. PCM300531-0603

Installation Information

Max. fall height	133 cm
Safety surfacing area	50.2 m²
Total installation time	24.8
Excavation volume	0.52 m³
Concrete volume	0.00 m³
Footing depth (standard)	60 cm
Shipment weight	816 kg
Anchoring options	In-ground ✓

Warranty Information

EcoCore HDPE	Lifetime
Post	10 years
PP Decks	10 years
Spare parts guaranteed	10 years



The slides can be chosen in six different colors and three materials: Straight or curved one-piece molded PE slides, made from 33% recycled post-consumer materials in different colours. Combined EcoCore™ sides and stainless-steel. Full stainless steel in one piece design for more vandalism proof solutions.



Coloured steel components have a base of hot dip galvanisation and a powder coated top finish. This provides an ultimate corrosion resistance in all climates around the world.



KOMPAN GreenLine versions are designed with ultimate environmentally friendly materials with lowest possible CO2e emission factor. TexMade post, EcoCore™ panels of 95% post-consumer recycled waste and molded PP decks.

Elevated activities 9	Accessible elevated activities	Accessible ground level activities	Accessible ground level play types
Present	9	3	3
Required	5	3	3

**CSA
Z614**
compliant

Sustainability Data

PCM300531



Cradle to Gate A1-A3	Total CO ₂ emission	CO ₂ e/kg	Recycled materials
	kg CO ₂ e	kg CO ₂ e/kg	%
PCM300531-0651	929.43	1.62	65.55
PCM300531-0603	1,004.24	1.76	27.05

The overall framework applied for these factors is the Environmental Product Declaration (EPD), which quantifies "environmental information on the life cycle of a product and enable comparisons between products fulfilling the same function" (ISO, 2006). This follows the structure and applies a Life-Cycle Assessment approach to the entire Product stage from raw material through manufacturing (A1-A3))

Kompan A/S

C.F. Tietgens Boulevard 32C
DK-5220 Odense SØ
Denmark



Verification of CO₂ calculation of: Play systems



Data version no. 2023-10-05

The CO₂ calculation and data are in compliance with the principles of a carbon footprint impact according to the GHG protocol (Greenhouse Gas Protocol), Scope 3, cradle to gate related to all individual components in the product category: "Play systems" represented by item no.: PCM200321-0950.

(Scope 3 emissions include emission sources in the upstream and downstream value chain).

Date: 30. October 2023 | Valid until: 30. October 2025

Verified by:

Julie Marie Vejsgaard Larsen, LCA & EPD Consultant

Verification based on report: Validation of CO₂ calculation of 9 categories of Kompan product line, version 1.0, prepared by: Bureau Veritas HSE, Denmark: Julie M. V. Larsen.

Publication date: 30. October 2023

By Bureau Veritas HSE
www.bureauveritas.dk
+45 7731 1000

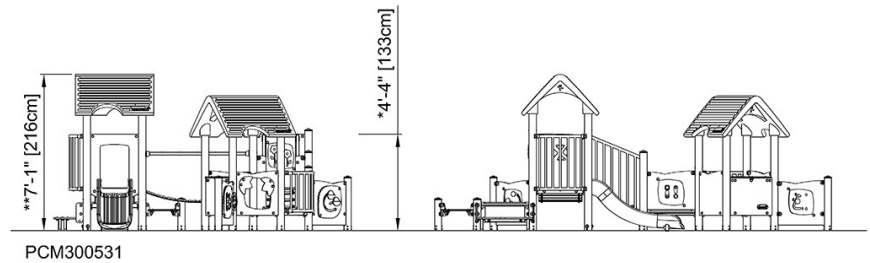
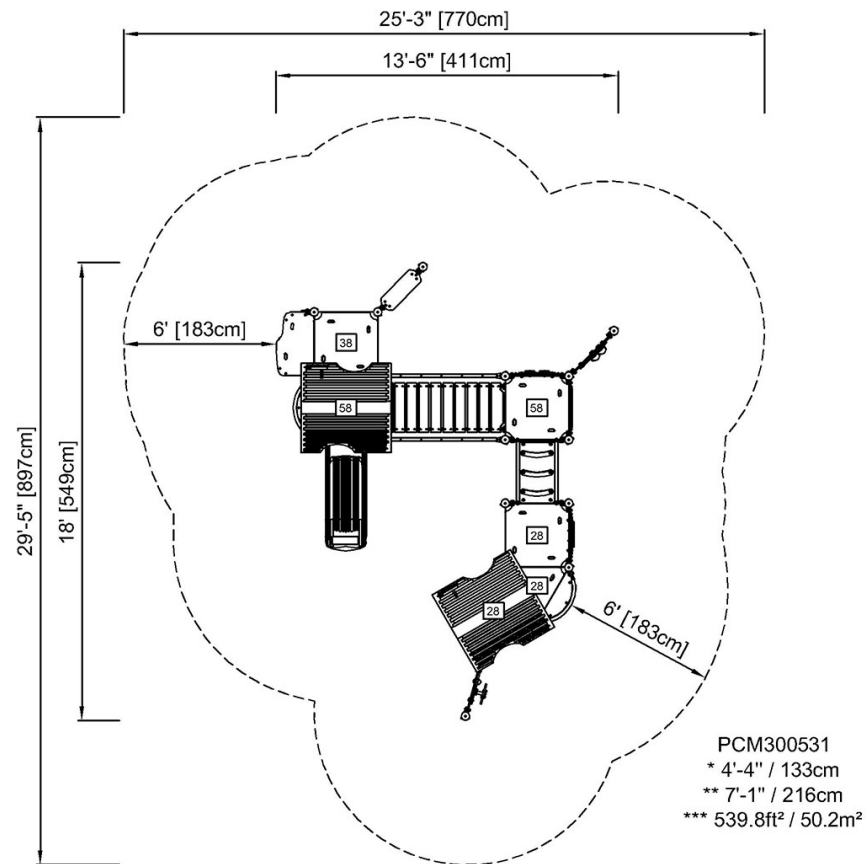


Triple Play Tower with Bridge

PCM300531

* Max fall height | ** Total height | *** Safety surfacing area

* Max fall height | ** Total height



[Click to see TOP VIEW](#)

[Click to see SIDE VIEW](#)