


Yosemite with Roof

PCE111732



Item no. PCE111732-0902	
General Product Information	
Dimensions LxWxH	21'1"x17'11"x14'2"
Age group	2 - 12
Play capacity (users)	17
Color options	● ● ●




The Yosemite attracts children and families to stay and play with its richly varied opportunities at ground level and at elevation. The accessible play structure will provide fun play for all, including somersaulting, swaying, climbing, sliding, and meeting. Climbing the stairs support the youngest with alternating feet when walking up stairs. The rich climbing

experience of the net elevates that experience to a muscle training level, developing cross-coordination. Cross-coordination is fundamental for the child's cross-modal perception and supports reading skills. Apart from the thrilling slide, a meeting point to the slide supports gentle hammock swaying and rotating somersaults. These activities develop

the child's proprioception, which supports the ability to negotiate space securely.

Yosemite with Roof

PCE111732



Climbing net

Physical: children develop cross-body coordination and muscle strength when climbing. The big meshes allow for climbing and crawling through, supporting proprioception and spatial awareness. **Social-Emotional:** the big meshes allow for more children to sit together and talk.



Somersault bar

Physical: develop balance and core when hanging from knees. Arm, leg and core muscles are developed when climbing up, somersaulting around. Balance and spatial awareness are strengthened. **Social-Emotional:** meeting, socializing and turn-taking when climbing up and down via bar.



Pipe ladder

Physical: cross coordination and eye-hand coordination are supported when children climb the ladder. The climbing also supports leg and arm muscles. **Social-Emotional:** learning about taking turns and cooperation.



Curved slide

Physical: sliding develops spatial awareness and a sense of balance. Furthermore, the core muscles are trained when sitting upright going down. **Social-Emotional:** empathy stimulated by turn-taking. **Cognitive:** young children develop their understanding of space, speed and distances when sliding down quickly.

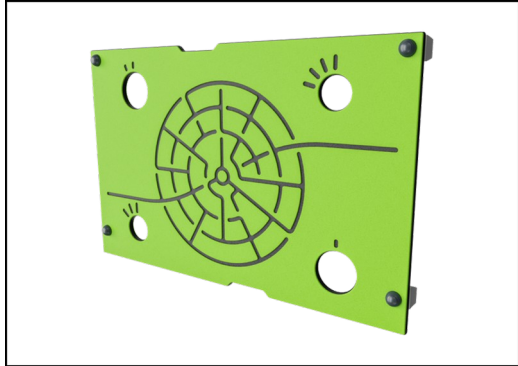


Hammock

Physical: coordination and sense of balance when swaying. **Social-Emotional:** meeting, pushing friends gently back and forth, turn-taking. **Cognitive:** for toddlers cause and effect understanding.

Yosemite with Roof

PCE111732



Panels of 19mm EcoCore™. EcoCore™ is a highly durable, eco friendly material, which is not only recyclable after use, but also consists of a core produced from 100% recycled material.



The ELEMENTS roofs are made of recyclable PE made from 33% post consumer recycled materials with a minimum wall thickness of 5 mm to ensure high durability in all climates around the world. The steel pipes are hot dip galvanized inside and outside for maximum durability.



Sails of commercial 95 high density PE knitted specially for sun-shade structures. The sails are treated with UV stabilizers to ensure a long life-time. The sails are supported by a hot dip galvanized steel frame and tightened by stainless steel devices.

Item no. PCE111732-0902

Installation Information


Max. fall height	7'4"
Safety surfacing area	670ft ²
Total installation time	23.5
Excavation volume	0.81yd ³
Concrete volume	0.09yd ³
Footing depth (standard)	2'11"
Shipment weight	1450lbs
Anchoring options	In-ground ✓ Surface ✓

Warranty Information


EcoCore HDPE	Lifetime
Hollow PE Parts	10 Years
Post	10 Years
PP Decks	10 Years
Spare Parts Availability	10 Years



The main posts are made of high quality pregalvanized steel with powder coated top finish. Post tops are closed with caps of UV stabilized nylon (PA6). The grey colored molded decks are made of 75% post-consumer waste PP material with a non-skid pattern and texture surface. All decks are supported by unique designed low-carbon aluminum profiles with multiple attachment options.



The slides are available in either molded PE in different colors or in full stainless steel AISI304 t= 2mm.



All steel activities has a unique surface treatment of hot dip galvanized base and powder coated top finish to provide durable products with long lifetime for all environments.

Elevated activities 4	Accessible elevated activities	Accessible ground level activities	Accessible ground level play types
Present	4	2	2
Required	2	1	1

**ASTM
F1487**
compliant

Sustainability Data

PCE111732



Cradle to Gate A1-A3

Total CO₂ emission

CO₂e/kg

Recycled materials

kg CO₂e

kg CO₂e/kg

%

PCE111732-0902

1,134.79


2.13

55.77

The overall framework applied for these factors is the Environmental Product Declaration (EPD), which quantifies "environmental information on the life cycle of a product and enable comparisons between products fulfilling the same function" (ISO, 2006). This follows the structure and applies a Life-Cycle Assessment approach to the entire Product stage from raw material through manufacturing (A1-A3))

Kompan A/S

C.F. Tietgens Boulevard 32C
DK-5220 Odense SØ
Denmark



Verification of CO₂ calculation of: Play systems



Data version no. 2023-10-05

The CO₂ calculation and data are in compliance with the principles of a carbon footprint impact according to the GHG protocol (Greenhouse Gas Protocol), Scope 3, cradle to gate related to all individual components in the product category: "Play systems" represented by item no.: PCM200321-0950.

(Scope 3 emissions include emission sources in the upstream and downstream value chain).

Date: 30. October 2023 | Valid until: 30. October 2025

Verified by:

Julie Marie Vejsgaard Larsen, LCA & EPD Consultant

Verification based on report: Validation of CO₂ calculation of 9 categories of Kompan product line, version 1.0, prepared by: Bureau Veritas HSE, Denmark: Julie M. V. Larsen.

Publication date: 30. October 2023

By Bureau Veritas HSE

www.bureauveritas.dk

+45 7731 1000

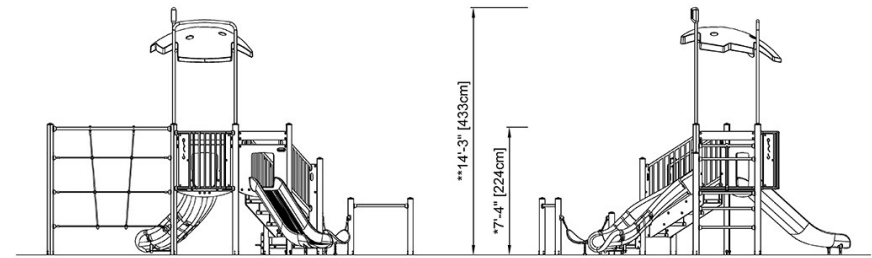
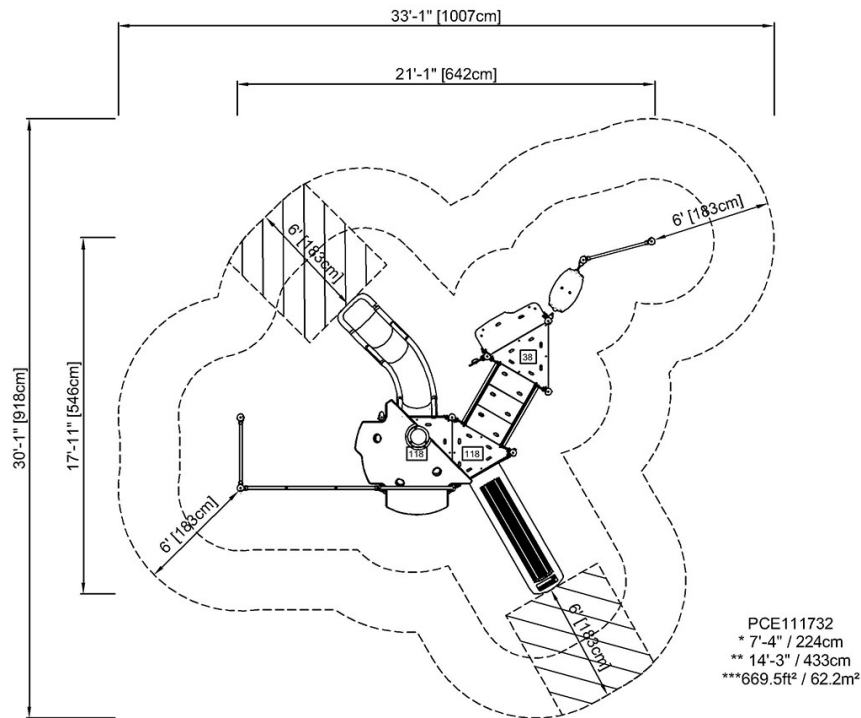


Yosemite with Roof

PCE111732

* Max fall height | ** Total height | *** Safety surfacing area

* Max fall height | ** Total height



[Click to see TOP VIEW](#)

[Click to see SIDE VIEW](#)