


Yosemite


PCE111731



Item no. PCE111731-0902

General Product Information

| | |
|-----------------------|---|
| Dimensions LxWxH | 642x546x230 cm |
| Age group | 2 - 12 |
| Play capacity (users) | 17 |
| Colour options |    |



The Yosemite attracts children and families to stay and play with its richly varied opportunities at ground level and at elevation. The accessible play structure will provide fun play for all: Somersaulting, swaying, climbing, sliding and meeting are all supported. Climbing the stairs support the youngest in for instance alternating feet when walking up stairs. The

rich climbing experience of the net takes elevates that experience to a muscle training level, developing cross-coordination in the same go. Cross coordination is fundamental for the child's cross-modal perception which supports reading skills. Apart from the thrilling slide, a meeting point to the slide supports gentle hammock swaying and rotating

somersaults. These activities develop the child's proprioception, which supports the ability to negotiate space securely.

Yosemite

PCE111731



Climbing net

Physical: children develop cross-body coordination and muscle strength when climbing. The big meshes allow for climbing and crawling through, supporting proprioception and spatial awareness. **Social-Emotional:** the big meshes allow for more children to sit together and talk.



Pipe ladder

Physical: cross coordination and eye-hand coordination are supported when children climb the ladder. The climbing also supports leg and arm muscles. **Social-Emotional:** learning about turn taking and cooperation.



Curved slide

Physical: sliding develops spatial awareness and a sense of balance. Furthermore, the core muscles are trained when sitting upright going down. **Social-Emotional:** empathy stimulated by turn-taking. **Cognitive:** young children develop their understanding of space, speed and distances when sliding down quickly.



Hammock

Physical: coordination and sense of balance when swaying. **Social-Emotional:** meeting, pushing friends gently back and forth, turn-taking. **Cognitive:** for toddlers cause and effect understanding.



Somersault bar

Physical: develop balance and core when hanging from knees. Arm, leg and core muscles are developed when climbing up, somersaulting around. Balance and spatial awareness are strengthened. **Social-Emotional:** meeting, socializing and turn-taking when climbing up and down via bar.

Yosemite

PCE111731



Panels of 19mm EcoCore™. EcoCore™ is a highly durable, eco friendly material, which is not only recyclable after use, but also consists of material produced from +95% recycled post consumer material from food packing waste.



The ELEMENTS roofs are made of recyclable PE made from 33% post consumer recycled materials with a minimum wall thickness of 5 mm to ensure high durability in all climates around the world. The steel pipes are hot dip galvanised inside and outside for maximum durability.



Sails of commercial 95 high density PE knitted specially for sun-shade structures. The sails are treated with UV stabilizers to ensure a long life-time. The sails are supported by a hot dip galvanised steel frame and tightened by stainless steel devices.

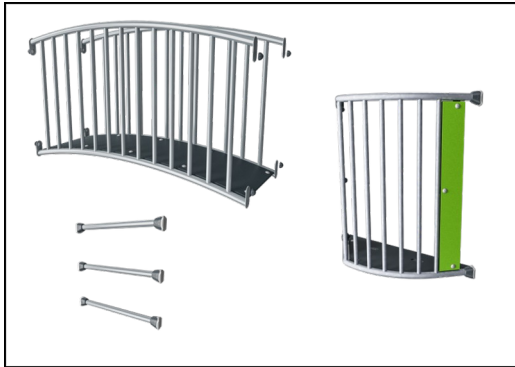
| | |
|--------------------------|--------------------------|
| Item no. PCE111731-0902 | |
| Installation Information | |
| Max. fall height | 224 cm |
| Safety surfacing area | 62.2 m² |
| Total installation time | 22.2 |
| Excavation volume | 0.62 m³ |
| Concrete volume | 0.07 m³ |
| Footing depth (standard) | 90 cm |
| Shipment weight | 641 kg |
| Anchoring options | In-ground ✓ Surface ✓ |
| Warranty Information | |
| EcoCore HDPE | Lifetime |
| Hollow PE parts | 10 years |
| Post | 10 years |
| PP Decks | 10 years |
| Spare parts guaranteed | 10 years |



The main posts are made of high quality pregalvanized steel with powder coated top finish. Post tops are closed with caps of UV stabilized nylon (PA6). The grey colored molded decks are made of 75% post-consumer waste PP material with a non-skid pattern and texture surface. All decks are supported by unique designed low-carbon aluminum profiles with multiple attachment options.



The slides are available in either molded PE made from 33% recycled post-consumer materials in different colors or in full AISI304 stainless steel with a thickness of 2mm.



All steel activities has a unique surface treatment of hot dip galvanised base and powder coated top finish to provide durable products with long lifetime for all environments.

| Elevated activities 4 | Accessible elevated activities | Accessible ground level activities | Accessible ground level play types |
|-----------------------|--------------------------------|------------------------------------|------------------------------------|
| Present | 4 | 2 | 2 |
| Required | 2 | 1 | 1 |

**CSA
Z614**
compliant

Sustainability Data

PCE111731



| Cradle to Gate A1-A3 | Total CO ₂ emission | CO ₂ e/kg | Recycled materials |
|----------------------|--------------------------------|-------------------------|--------------------|
| | kg CO ₂ e | kg CO ₂ e/kg | % |
| PCE111731-0902 | 1,249.69 | 2.61 | 50.72 |

The overall framework applied for these factors is the Environmental Product Declaration (EPD), which quantifies "environmental information on the life cycle of a product and enable comparisons between products fulfilling the same function" (ISO, 2006). This follows the structure and applies a Life-Cycle Assessment approach to the entire Product stage from raw material through manufacturing (A1-A3))

KOMPAN
Let's play

Kompan A/S

C.F. Tietgens Boulevard 32C
DK-5220 Odense SØ
Denmark



Verification of CO₂ calculation of: Play systems



Data version no. 2023-10-05

The CO₂ calculation and data are in compliance with the principles of a carbon footprint impact according to the GHG protocol (Greenhouse Gas Protocol), Scope 3, cradle to gate related to all individual components in the product category: "Play systems" represented by item no.: PCM200321-0950.

(Scope 3 emissions include emission sources in the upstream and downstream value chain).

Date: 30. October 2023 | Valid until: 30. October 2025

Verified by:

Julie Marie Vejsgaard Larsen, LCA & EPD Consultant

Verification based on report: Validation of CO₂ calculation of 9 categories of Kompan product line, version 1.0, prepared by: Bureau Veritas HSE, Denmark: Julie M. V. Larsen.

Publication date: 30. October 2023

By Bureau Veritas HSE
www.bureauveritas.dk
+45 7731 1000

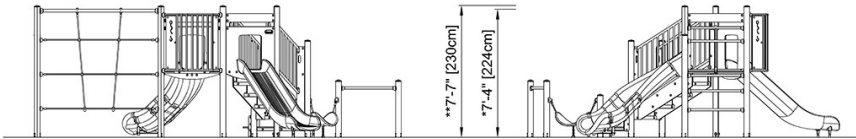
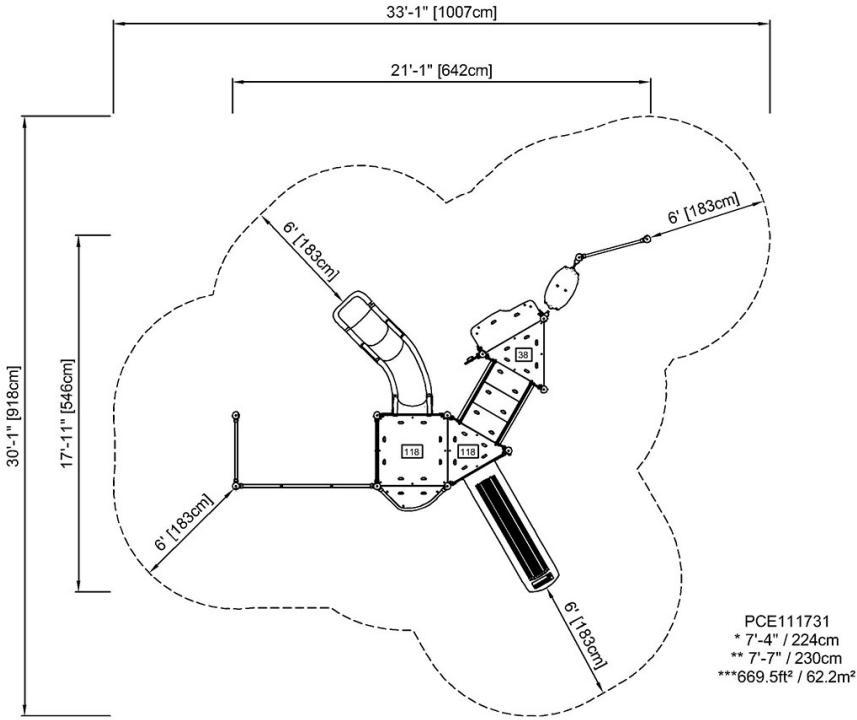


Yosemite

PCE111731

* Max fall height | ** Total height | *** Safety surfacing area

* Max fall height | ** Total height



PCE111731

[Click to see TOP VIEW](#)

[Click to see SIDE VIEW](#)