

# Town House with Cafe

PCM52331



Item no. PCM52331-0901	
General Product Information	
Dimensions LxWxH	591x310x363 cm
Age group	2 - 5
Play capacity (users)	20
Colour options	



The countless play activities of the Town House with Cafe inspire children to play, move and imagine together, for long, again and again. The socialise-and-explore play features on ground level, with table and bench as well as a wealth of tactile moving play details offer countless dramatic play scenarios. This also connects children in play under, around and on

the play unit. The elevated level of the platform is reachable by an accessible stairway, and up here the view and a nice selection of tactile details attract children to play. The high slide is an attractive and stomach tickling experience which additionally trains the children's spatial awareness, their sense of balance and their core stability. These are important fundamentals

in movement confidence. Thus, this play unit offers physical, social-emotional and cognitive-creative play benefits in one wildly attractive play unit that children will want to visit again and again.

# Town House with Cafe

PCM52331



## Accessible stairway

**Physical:** climbing the accessible stairway is for all and supports cross coordination as well as arm and leg muscles. For young children, walking stairs and alternating feet is developed. **Social-Emotional:** room for active breaks and adult helpers. An inclusive space.




## Theme

**Cognitive:** suggests a theme and supports dramatic play, which stimulates language and communication skills.



## Balcony

**Social-Emotional:** the balcony invites meetings and interaction with people on ground level.




## Oven and hob

**Social-Emotional:** invites cooperation and communication due to the two-sidedness. **Cognitive:** stimulates language and communication skills with its tangible theme. **Creative:** children can leave their mark, placing the oven knobs in different positions.



## Bench

**Social-Emotional:** invites socializing and cooperation. Allows for a break with friends.



## Coffee Maker

**Social-Emotional:** trains cooperation and turn-taking as children put materials into the coffee funnel. **Cognitive:** passing materials through the funnel and sieve supports children's logical thinking skills. Toddlers train their object permanence understanding: that materials can still exist when out of sight. Themes support dramatic play, which is known to stimulate language skills.



## Slide

**Physical:** sliding develops spatial awareness and a sense of balance. Furthermore, the core muscles are trained when sitting upright going down. **Social-Emotional:** empathy stimulated by turn-taking.

# Town House with Cafe

PCM52331



Panels of 19mm EcoCore™. EcoCore™ is a highly durable, eco friendly material, which is not only recyclable after use, but also consists of material produced from +95% recycled post consumer material from food packing waste.



Main posts with hot dip galvanized steel footing are available in different materials: Pre-galvanized inside and outside with powder coated top finish steel posts. Lead free aluminum with color anodized top finish. TexMade posts of 95% post-consumer recycled PE and textile waste.



All decks are supported by unique designed low-carbon aluminum profiles with multiple attachment options. The grey colored molded decks are made of 75% post-consumer waste PP material with a non-skid pattern and texture surface.


Item no. PCM52331-0901

### Installation Information

Max. fall height	148 cm
Safety surfacing area	47.0 m <sup>2</sup>
Total installation time	27.9
Excavation volume	0.54 m <sup>3</sup>
Concrete volume	0.02 m <sup>3</sup>
Footing depth (standard)	90 cm
Shipment weight	952 kg
Anchoring options	Surface <input checked="" type="checkbox"/> In-ground <input checked="" type="checkbox"/>

### Warranty Information

EcoCore HDPE	Lifetime
Hollow PE parts	10 years
Post	10 years
PP Decks	10 years
Spare parts guaranteed	10 years



The slides can be chosen in six different colors and three materials: Straight or curved one-piece molded PE slides, made from 33% recycled post-consumer materials in different colours. Combined EcoCore™ sides and stainless-steel. Full stainless steel in one piece design for more vandalism proof solutions.



KOMPAN GreenLine versions are designed with ultimate environmentally friendly materials with lowest possible CO2e emission factor. TexMade post, EcoCore™ panels of 95% post-consumer recycled waste and molded PP decks.

Elevated activities	Accessible elevated activities	Accessible ground level activities	Accessible ground level play types
Present			
Required			

# Sustainability Data

PCM52331



Cradle to Gate A1-A3	Total CO <sub>2</sub> emission	CO <sub>2</sub> e/kg	Recycled materials
	kg CO <sub>2</sub> e	kg CO <sub>2</sub> e/kg	%
<b>PCM52331-0901</b>	1,004.13	1.49	73.90

The overall framework applied for these factors is the Environmental Product Declaration (EPD), which quantifies "environmental information on the life cycle of a product and enable comparisons between products fulfilling the same function" (ISO, 2006). This follows the structure and applies a Life-Cycle Assessment approach to the entire Product stage from raw material through manufacturing (A1-A3))

**Kompan A/S**  
 C.F. Tietgens Boulevard 32C  
 DK-5220 Odense SØ  
 Denmark



## Verification of CO<sub>2</sub> calculation of: Play systems



Data version no. 2023-10-05

The CO<sub>2</sub> calculation and data are in compliance with the principles of a carbon footprint impact according to the GHG protocol (Greenhouse Gas Protocol), Scope 3, cradle to gate related to all individual components in the product category: "Play systems" represented by item no.: PCM200321-0950.

(Scope 3 emissions include emission sources in the upstream and downstream value chain).

**Date: 30. October 2023 | Valid until: 30. October 2025**

Verified by:

Julie Marie Vejsgaard Larsen, LCA & EPD Consultant

Verification based on report: Validation of CO<sub>2</sub> calculation of 9 categories of Kompan product line, version 1.0, prepared by: Bureau Veritas HSE, Denmark: Julie M. V. Larsen.

**Publication date: 30. October 2023**

By Bureau Veritas HSE  
 www.bureauveritas.dk  
 +45 7731 1000



# Town House with Cafe

PCM52331

\* Max fall height | \*\* Total height | \*\*\* Safety surfacing area

\* Max fall height | \*\* Total height

[Click to see TOP VIEW](#)

[Click to see SIDE VIEW](#)